


# Year 3 Spring 1

**Knowledge Organiser:** Year 3 Dance Unit 1




**Prior Learning:**  
Perform using more sophisticated formations as well as an individual. Use the stimuli to copy, repeat and create dance actions and motifs.

**Equipment needed:** Music player, music, cones, hoops, throw down spots, balloons, laptop internet access, chairs.

**Key Vocabulary/Skills**

Perform a jazz square.	Facial expression, improvisation, rehearse, director.
Perform as 2 contrasting characters.	
Explore characters through description.	
Communicate ideas as part of a group.	
Use a prop in a 4-action dance phrase.	



**Unit Focus:**  
Practise and put together a performance. Perform using facial expressions. Perform with a prop.

**Key Questions:**

1. Why are facial expressions important in dance?
2. What actions might you perform when scared? (or happy or sad)
3. What other props might you have in dance?


**Head:** Describe features of dances performed by others.

**Hand:** Competently include props and other ideas in their dance.

**Heart:** Share and create short dance phrases.

**Concepts:**

- Props are objects that dancers use to enhance their dance like chairs, fans, ribbons and swords.
- Choreography is the act of designing a dance.



Copyright © The PE Hub 2021